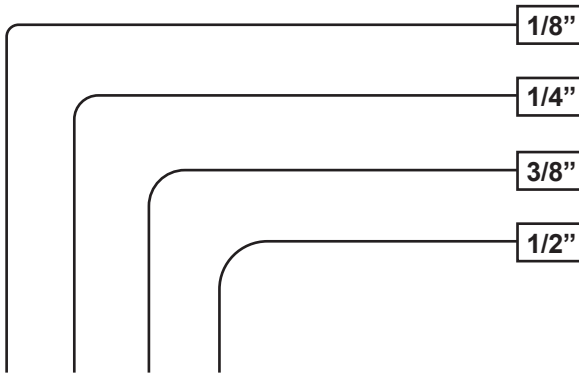


Instructions for Model 20 Cornerounder®

Standard Cutting Unit Diagram



For neater, uniformly rounded corners, apply a little pressure on the paper or cards, holding firmly into the corner-cutting knife. This will prevent sliding or "creeping." Adjustment of the side guides may be necessary to "square up" the material being cut.

Occasionally open the small door in the back of the cutter to dispose of clippings. If too many accumulate, they may prevent full travel of the sliding blade. No other attention should be necessary, except for a few drops of oil on the lever hinge screws.

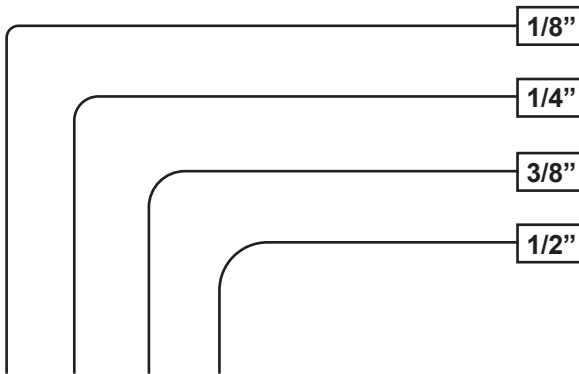
This diagram illustrates four sizes of standard cutting units. They are interchangeable in the machine. Additional cutting units may be purchased when required.

Knives are hardened steel, finely ground, and, due to their shear action, will give a long and satisfactory service.

The Model 20 will cut 50 or more sheets of paper at a time. It will also cut many other materials--cardboard, celluloid, leather, wood, and even light soft metals. With heavier materials, however, best results may be obtained if only one or a few pieces are cut at a time.

Instructions for Model 20 Cornerounder®

Standard Cutting Unit Diagram



For neater, uniformly rounded corners, apply a little pressure on the paper or cards, holding firmly into the corner-cutting knife. This will prevent sliding or "creeping." Adjustment of the side guides may be necessary to "square up" the material being cut.

Occasionally open the small door in the back of the cutter to dispose of clippings. If too many accumulate, they may prevent full travel of the sliding blade. No other attention should be necessary, except for a few drops of oil on the lever hinge screws.

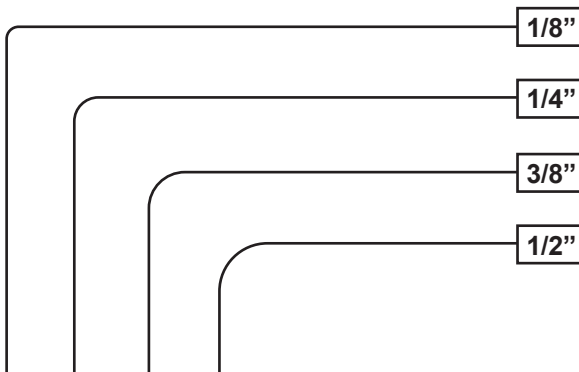
This diagram illustrates four sizes of standard cutting units. They are interchangeable in the machine. Additional cutting units may be purchased when required.

Knives are hardened steel, finely ground, and, due to their shear action, will give a long and satisfactory service.

The Model 20 will cut 50 or more sheets of paper at a time. It will also cut many other materials--cardboard, celluloid, leather, wood, and even light soft metals. With heavier materials, however, best results may be obtained if only one or a few pieces are cut at a time.

Instructions for Model 20 Cornerounder®

Standard Cutting Unit Diagram



For neater, uniformly rounded corners, apply a little pressure on the paper or cards, holding firmly into the corner-cutting knife. This will prevent sliding or "creeping." Adjustment of the side guides may be necessary to "square up" the material being cut.

Occasionally open the small door in the back of the cutter to dispose of clippings. If too many accumulate, they may prevent full travel of the sliding blade. No other attention should be necessary, except for a few drops of oil on the lever hinge screws.

This diagram illustrates four sizes of standard cutting units. They are interchangeable in the machine. Additional cutting units may be purchased when required.

Knives are hardened steel, finely ground, and, due to their shear action, will give a long and satisfactory service.

The Model 20 will cut 50 or more sheets of paper at a time. It will also cut many other materials--cardboard, celluloid, leather, wood, and even light soft metals. With heavier materials, however, best results may be obtained if only one or a few pieces are cut at a time.